



LIPS[®] P100 CYLINDER – LINEAR POSITION SENSOR

High-resolution position feedback for hydraulic and pneumatic cylinders

- **Non-contacting inductive technology to eliminate wear**
- **Travel set to customer's requirement**
- **Compact and self-contained**
- **High durability and reliability**
- **High accuracy and stability**
- **Sealing to IP65/IP67 as required**

As a leading designer and manufacturer of linear, rotary, tilt and intrinsically safe position sensors, Positek[®] has the expertise to supply a sensor to suit a wide variety of applications.

Our P100 LIPS[®] (Linear Inductive Position Sensor) is an affordable, durable, high-accuracy position sensor designed for demanding hydraulic or pneumatic cylinder position feedback applications where service life, environmental resistance and cost are important. It is particularly suitable for OEMs seeking good sensor performance for arduous applications such as industrial machinery.

Overall performance, repeatability and stability are outstanding over a wide temperature range. The unit is highly compact and space-efficient, being responsive along almost its entire length. Like all Positek sensors it provides a linear output proportional to displacement. Each unit is supplied with the output calibrated to the travel required by the customer, from 20 to 600mm and with full EMC protection built in.

The sensor is very rugged, being made of stainless steel with an inert fluoropolymer-sheathed probe and stainless steel target tube. The sensor is easy to install in cylinders and has a wide range of mechanical and electrical options. Environmental sealing is to IP65 or IP67 depending on selected cable or connector options.



SPECIFICATION

DIMENSIONS

Body diameter	35 mm
Body Length (to seal face)	43 mm standard, 48 mm buffered
Probe Length (from seal face)	measurement length + 58 mm
Target Tube Length	measurement length + 30mm ID 7.7mm, OD 9.45mm

For full mechanical details see drawing P100-11

Independent linearity < ± 0.25% up to 450mm @ 20°C
< ± 0.5% over 450mm @ 20°C

Temperature coefficients < ± 0.01%/°C Gain &
< ± 0.01%FS/°C Offset

Typical overall accuracy < ± 0.75%/ FSO

Frequency response > 10 KHz (-3dB)
> 300 Hz (-3dB) 2 wire 4 to 20 mA

Resolution Infinite

Noise < 0.02% FSO

Environmental Temperature Limits

Operating	-40 to +125°C standard -20 to +85°C buffered
Storage	-40 to +125°C

Sealing IP65/IP67 depending on connector / cable option

Hydraulic Pressure 350Bar

EMC Performance EN 61000-6-2, EN 61000-6-3

Vibration IEC 68-2-6: 10g

Shock IEC 68-2-29: 40 g

MTBF 350,000 hrs 40°C Gf

Drawing List

P100-11	Sensor Outline
P100-12	Typical Target Installation details
P100-15	Mounting Thread details
TG24-11	Optional Target Tube Flange details

Drawings, in AutoCAD[®] dwg or dxf format, available on request.

Do you need a position sensor made to order to suit a particular installation requirement or specification? We'll be happy to modify any of our designs to suit your needs - please contact us with your requirements.



For further information please contact:
Everight Precision Technologies Corporation
102 Commerce Dr., Unit 8, Moorestown, NJ 08057
www.everightsensors.com info@everightsensors.com
phone: 856-727-9500 fax: 610-672-9663



LIPS[®] P100 CYLINDER – LINEAR POSITION SENSOR

High-resolution position feedback for hydraulic and pneumatic cylinders

How Positek's PIPS[®] technology eliminates wear for longer life

Positek's **PIPS[®]** technology (Positek Inductive Position Sensor) is a major advance in displacement sensor design. PIPS[®]-based displacement transducers have the simplicity of a potentiometer with the life of an LVDT/RVDT.

PIPS[®] technology combines the best in fundamental inductive principles with advanced micro-electronic integrated circuit technology. A PIPS[®] sensor, based on simple inductive coils using Positek's ASIC control technology, directly measures absolute position giving a DC analogue output signal. Because there is no contact between moving electrical components, reliability is high and wear is eliminated for an exceptionally long life.

PIPS[®] overcomes the drawbacks of LVDT technology – bulky coils, poor length-to-stroke ratio and the need for special magnetic materials. It requires no separate signal conditioning.

Our LIPS[®] range are linear sensors, while RIPS[®] are rotary units and TIPS[®] are for detecting tilt position. Ask us for a full technical explanation of PIPS[®] technology.

We also offer a range of ATEX-qualified intrinsically-safe sensors.

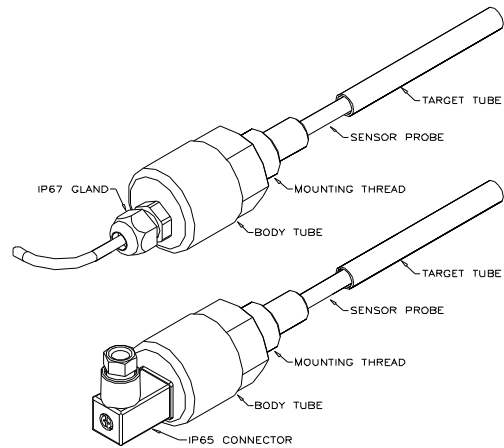


TABLE OF OPTIONS

MEASUREMENT RANGE: Factory-set to any length from 20 to 600 mm in increments of 1mm.

ELECTRICAL INTERFACE OPTIONS

OUTPUT SIGNAL	SUPPLY INPUT	OUTPUT LOAD
Standard:		
0.5-4.5V dc ratiometric	+5V dc nom. ± 0.5V.	2kΩ min.
Buffered:		
0.5-4.5V dc	+24V dc nom. + 9-28V.	2kΩ min.
±5V dc	±15V dc nom. ± 9-28V.	2kΩ min.
0.5-9.5V dc	+24V dc nom. + 13-28V.	5kΩ min.
±10V dc	±15 V dc nom. ± 13-28V.	5kΩ min.
Supply Current	10mA typical, 20mA maximum.	
4-20mA (2 wire)	+24 V dc nom. + 18-28V.	300Ω @ 24V.
(3 wire sink)	+24 V dc nom. + 13-28V.	950Ω @ 24V.
(3 wire source)	+24 V dc nom. + 13-28V.	300Ω max.

Option for output signal 'zero' and 'span' adjustment available.

CONNECTOR/CABLE OPTIONS

Connector - Hirschmann GD series IP65
 Cable with M12 gland or short gland IP67
 Cable length >50cm – please specify length in cm

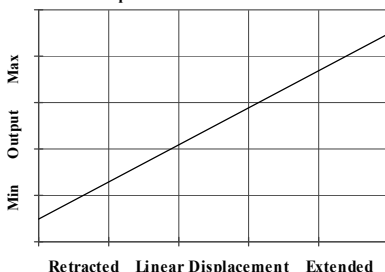
MOUNTING THREAD OPTIONS

M18, M20, ¾ UNF 30mm hex AF, Ø30mm seal face.
 Supplied with O-ring seal.

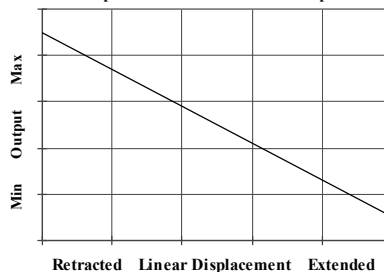
FLANGE OPTIONS

Penny & Giles HLP100, Temposonics (M4 fixing) and Parker Hannifin cylinders versions available.

Output Characteristic - Standard



Output Characteristic - Reverse option



For further information please contact:
 Everight Precision Technologies Corporation
 102 Commerce Dr., Unit 8, Moorestown, NJ 08057
 www.everightsensors.com info@everightsensors.com
 phone: 856-727-9500 fax: 610-672-9663